

How to use Zoom

NSU Florida

Joining a Zoom session

Join Zoom Meeting

<https://success.zoom.us/j/220873720>

One tap to join audio: +16699006833,,220873720# (US Toll)

Or, Dial: +1 669 900 6833 or +1 646 876 9923 (US)

877 853 5247 or 888 788 0099 (US, Toll Free)

+43 670 309 0165 or +43 72 011 5988 (Austria)

0 800 102 309 0 800 802 588 (Austria, Toll Free)

Meeting ID: 220 873 720

More International Numbers: <https://success.zoom.us/u/aevo0TTH8S>

Or, join by SIP

220873720@zoomcrc.com

Or, join by H.323

162.255.37.11 (US West)

162.255.36.11 (US East)

221.122.88.195 (China)

115.114.131.7 (India Mumbai)

115.114.115.7 (India Hyderabad)

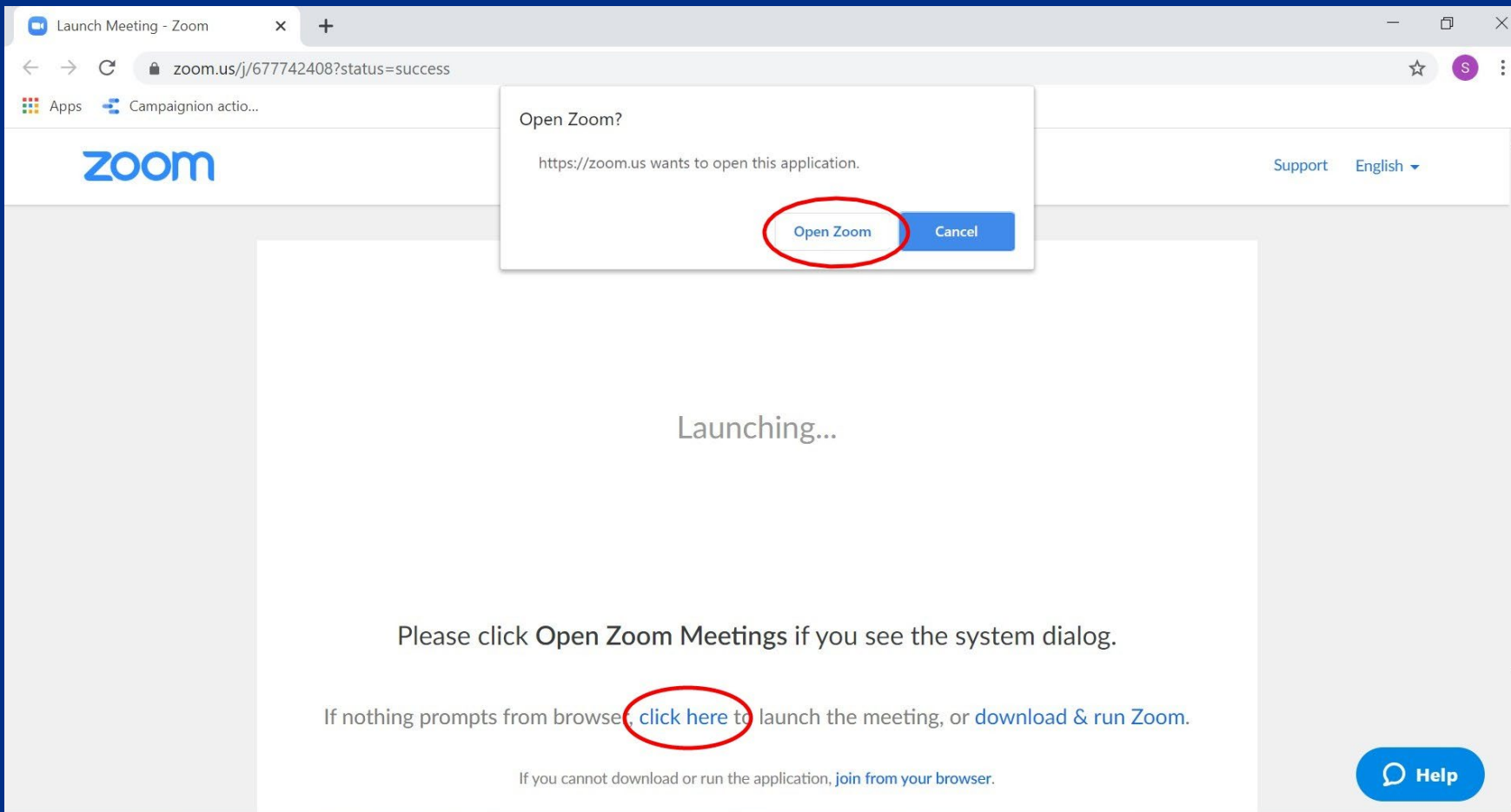
213.19.144.110 (EMEA)

103.122.166.55 (Australia)

209.9.211.110 (Hong Kong)

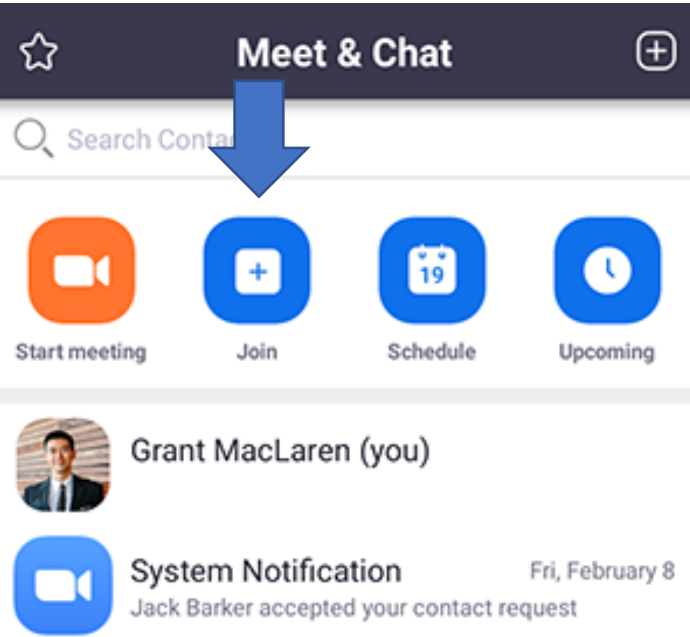
64.211.144.160 (Brazil)

- You will receive an e-mail with a zoom invitation link, once you click on that link, it will direct you to join the session
- You may also join by entering the meeting ID provided in the invitation



- You will be redirected to this website and be asked to “open zoom”
- Once you open zoom, you will either directly enter the meeting or enter a waiting room and wait for the host to admit you

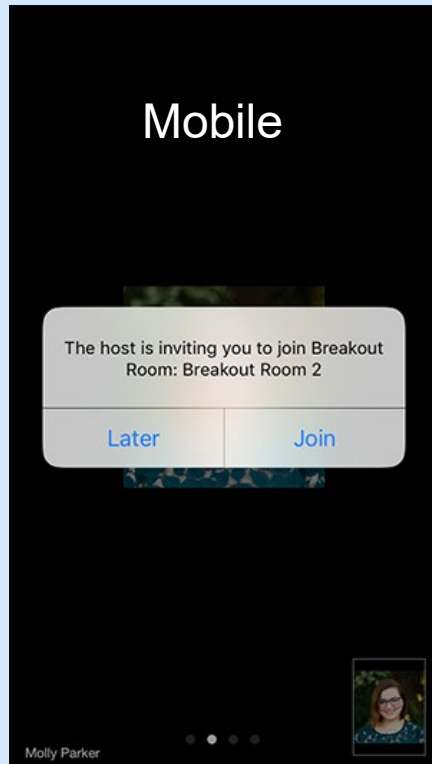
Joining a zoom session via mobile



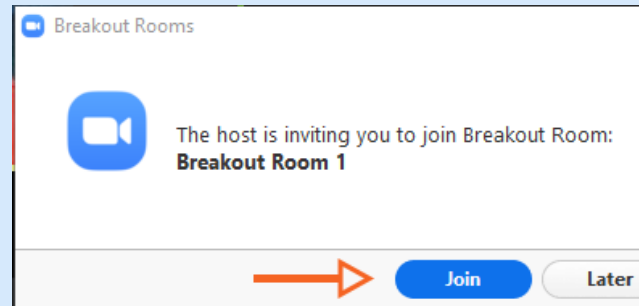
- You can also join zoom via a mobile device by downloading the zoom application and selecting the “Join” button
- You will then be asked to enter the meeting ID number which can be found on the invitation e-mail
- You can also click on the invitation link from your device and it will open the application automatically

Joining a Breakout Room

Mobile



PC



- The host may invite you to join a breakout room
- Once they assign attendees to breakout rooms, a dialogue box will appear with an invitation (on both PC and mobile devices)

Self-Selecting a Breakout Room

- The host may allow participants to self-select different breakout rooms
- The following instructions are available to join the breakout rooms:

1. Click the **Breakout Rooms** option in your meeting controls.



This will display the list of open breakout rooms created by the host.

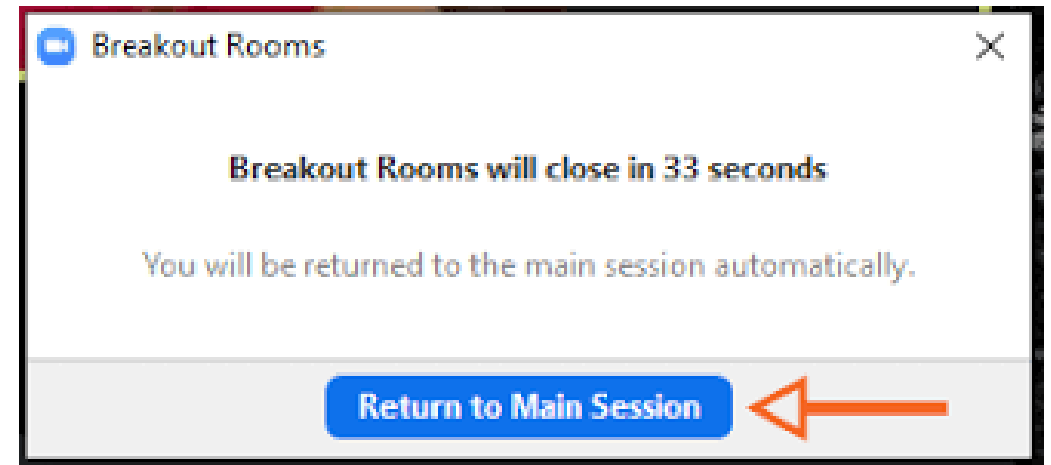
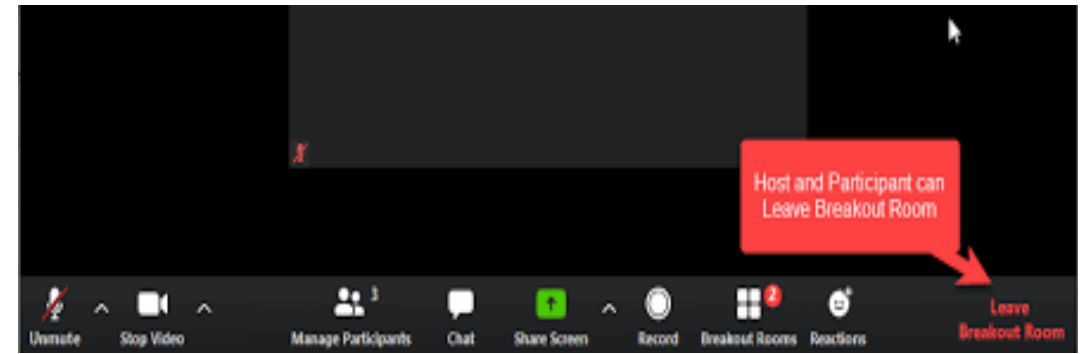
2. Click **Join** next to the Breakout Room you wish to participant in, then confirm by clicking **Join** again.

3. Repeat as necessary to join other breakout rooms, or click **Leave Room** to return to the main session.



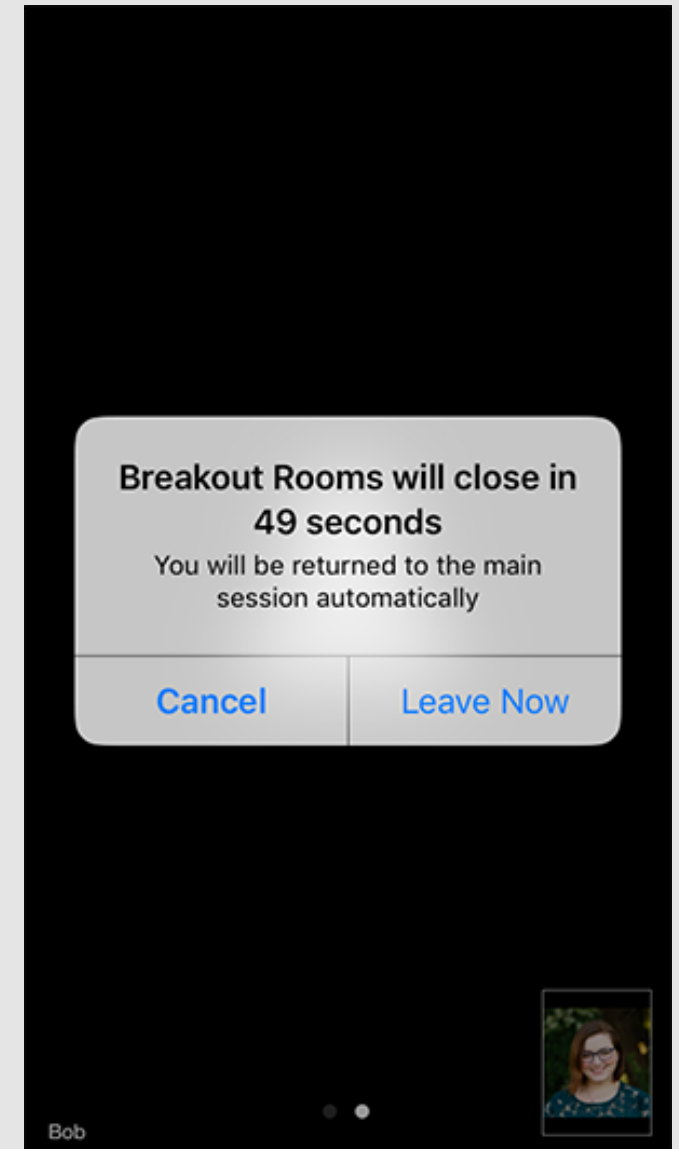
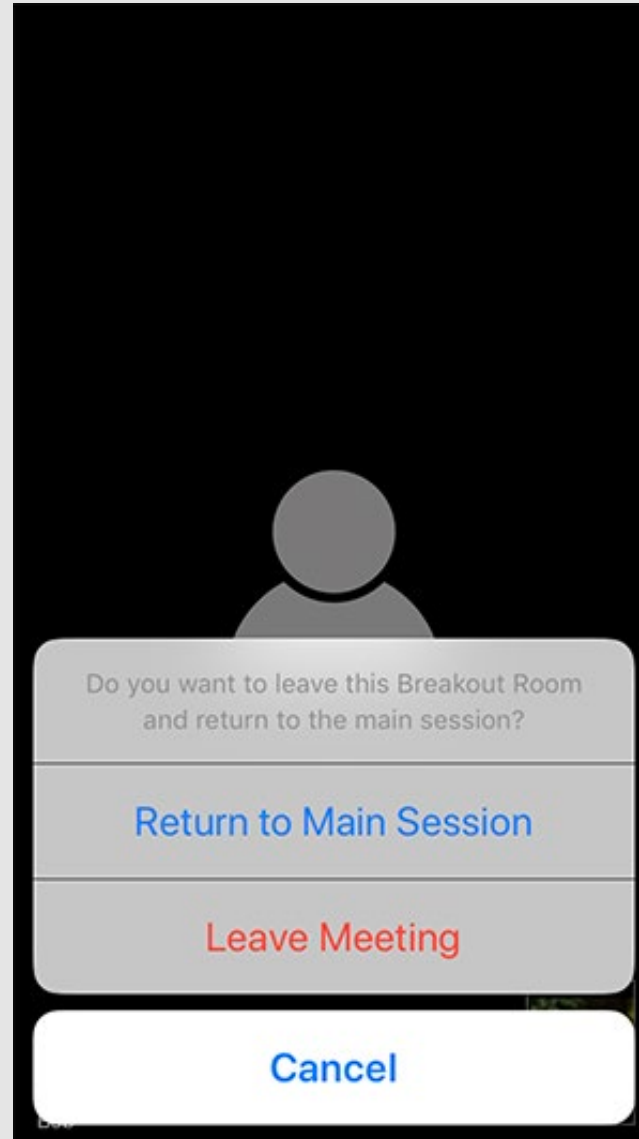
Leaving Breakout Rooms

- You will have the option to leave the breakout room if needed by clicking “leave breakout room” at the bottom righthand corner
- The host may also end the breakout session and invite you to re-join the main session



Leaving Breakout Rooms Cont.

- You will have similar options available if you are on a mobile device



Thank you!
NSU Florida