

NSU

Florida

College of Psychology

**NOVA SOUTHEASTERN
UNIVERSITY**

Doctoral Program in School Psychology

**DIRECTED STUDY
GUIDELINES**

Rev. July 2021

TABLE OF CONTENTS

I.	INTRODUCTION	1
	What is Psy.D. Research?	1
	The Directed Study Committee.....	1
	Dissemination of Research Competency	2
	Faculty Research Interests.....	3
II.	DIRECTED STUDY OVERVIEW	5
	General Guidelines and Requirements.....	5
	Types of Directed Studies	5
	Resources	6
III.	RESEARCH ASSISTANTSHIP.....	9
	Area of Special Interest	9
	Seminars	9
	Directed Study Projects	10
IV.	TIMELINE.....	15
V.	CONDUCTING THE DIRECTED STUDY RESEARCH	17
	Getting Started	17
	Writing the Directed Study	17
	Prisma Model	17
	Sections of the Directed Study	18
	General Format of the Directed Study	19
VI.	COMPLETION OF THE DIRECTED STUDY.....	21
	Literature Review Rubric	22
	Empirical Study Rubric.....	23
	Case Study Rubric.....	25
VII.	DIRECTED STUDY FORMS	27
	Directed Study Prospectus	29
	Acknowledgement of Specifications.....	31
	Research Completion Form.....	33
VIII.	APPENDIX A: SAMPLE DIRECTED STUDY	35
IX.	APPENDIX B: EVALUATION OF RESEARCH PRESENTATION	41

I. Introduction

What is Psy.D. Research?

The Psy.D. program in School Psychology is committed to a practitioner-informed-by-science training model. Candidates are prepared as highly competent problem-solvers who draw upon a strong foundation in core knowledge areas of school psychology to promote the educational and social-emotional competence of children. Moreover, candidates are prepared to offer a full continuum of empirically-supported services, including prevention, assessment, consultation, and intervention.

The Directed Study, the capstone research project within the Psy.D. program, helps to prepare the candidate to be a lifelong consumer, evaluator, and utilizer of research to guide clinical/school practice. It is conducted under the supervision of faculty but is to be the candidate's independent, original work, properly citing ideas, results, and/or quotes from other sources. Like all published studies, it can answer only certain questions but can demonstrate the candidate's scholarship, research interpretive acumen, and writing skills.

The Directed Study should serve as a mechanism for the graduate candidate to develop an area of expertise under the mentorship of a faculty advisor. This project, and the resulting document, should be conceptualized as having a significant impact on clinical knowledge and practice and should be disseminated at state/national conferences and/or submitted for publication.

The Directed Study Committee

The Directed Study committee will consist of two members. Directed Study committees must be chaired by an eligible, full-time College of Psychology faculty member in the school psychology program. Each member is reviewed by the Director of the School Psychology Program, based on information provided in his or her updated curriculum vitae and periodic surveys conducted on faculty research activities. Eligible faculty members are those who possess expertise in the Directed Study's content and have a record of scholarly research. Each member must possess an earned doctorate from a regionally accredited institution and be an active scholar with demonstrated capabilities for research/scholarship and for directing independent research.

A member from outside the full-time faculty may be a member of the Directed Study committee, pending endorsement by the *Committee Chair* and approval by the Director of the School Psychology Program. When a candidate requests a committee member who is not a full-time faculty member at the College of Psychology, that candidate must submit the proposed member's curriculum vitae outlining qualifications and recent publications and/or research pertinent to the proposed Directed Study. The Director of the School Psychology Program reviews these credentials for approval to serve as a member of the Directed Study committee. Eligibility for participation on candidate Directed Study committees includes:

- Research and/or clinical practice related to the proposed project
- Publication(s) within the last five years

- Previous experience directing research activities
- Previous experience serving on Directed Study/Student Research committees

While candidates may choose the chair of his or her Directed Study committee, the second member must be approved by the Director of the Program with input by the core faculty members. Any changes to the members of the Directed Study committee while the Directed Study is in progress must be approved by the Program Director. **There are no exceptions to these policies.** The candidates should discuss first with the chair and then with committee members procedures to be followed.

By February of the first year of study, candidates should select a faculty mentor for their project. Prior to selecting a faculty mentor, candidates should consider how well they would work in collaboration with the faculty member as well as the level of expertise he or she has in their area of interest. This information can be obtained by meeting individually with the school psychology faculty members, by reading about their areas of interest (which are provided in this document), and by talking with other candidates who have worked under the guidance of prospective mentors.

After gathering this information, the candidate is advised to meet with the faculty member(s) he or she is considering to work with as a chair. The candidate should ask questions that will help him or her decide whether the faculty member would be a good chair for the project, particularly with regard to expectations and roles. Establishing clear, direct communication with a chair is very important. Candidates should not necessarily expect a faculty member to agree to chair their committee. Approval rests with the Program Director.

The duties of the chair are to provide guidance, to check on progress, and to supervise the preparation of the document. Selecting a chair is one of the most important decisions made in the early stages of planning the Directed Study. A candidate will work closely with his or her chair in selecting the area of specialization and developing a Directed Study research idea and methodology. The chair provides expertise in the candidate's area of research, specific feedback on work, and support. The chair similarly approves the proposal prior to submitting the document to the second reader. This frequently involves reading and critiquing multiple drafts of each section of the Directed Study before final submission.

It is strongly advised that the candidate, the Chair, and the second faculty member of the Directed Study Committee meet regularly to delineate the parameters of the project. It is important to note that both faculty members must provide final approval of the project by utilizing the appropriate rubrics. The candidate must earn scores of 80% or higher on each of the two (2) evaluations to obtain the minimum level of achievement (MLA) in order to demonstrate competency and to earn a passing grade for this capstone project.

Dissemination of Research Competency

Candidates must demonstrate the competency to evaluate and to disseminate research or other scholarly activity via at least one peer-reviewed publication as first author or a professional presentation as first presenter at the local (within the university), state, national, or international level. Prior to embarking on the doctoral internship, all candidates must submit a proposal as the

primary presenter of a paper session, poster session, or symposium at a psychology conference. Publication as first author in a peer-reviewed journal or other peer-reviewed publication will serve to meet this criterion.

It is strongly encouraged that each candidate present at one or more of the following conferences: the Florida Association of School Psychologists (FASP), the National Association of School Psychologists (NASP), the American Psychological Association (APA), or the International School Psychology Association (ISPA). Presentations and posters should be reviewed by the faculty mentor prior to submission and dissemination.

If the candidate seeks to present at a different conference, he or she must submit information regarding the conference to the program director. The director, in collaboration with the core school psychology faculty, will make a determination as to whether the conference is appropriate, and if deemed appropriate, it will be included on a list of approved conferences for the purpose of meeting this dissemination requirement for future students.

If a student does not present at one of these approved conferences and is not first author on a peer-reviewed publication, she or he may schedule a session to conduct a research-based presentation at the School-related Psychological Assessments and Clinical Interventions (SPACI) clinic weekly didactic seminar or a similar College of Psychology venue. The candidate should present the results of his or her Directed Study and include any major conclusions and recommendations. The rubric entitled “Evaluation of Literature Review Presentation” (see appendix) will be utilized by the SPACI clinic directors and/or other faculty members to ensure that the candidate met the 80% minimum level of achievement (MLA).

Faculty Research Interests

The following is a list of the full-time faculty who may serve as a first or second reader of the Directed Study:

Peter M. Caproni, Ph.D., Adelphi University, associate professor. Therapeutic/collaborative assessment; school-based consultation; psychological services within schools; emotional/behavioral issues with children and adolescents.

Ralph E. (Gene) Cash, Ph.D., NCSP, ABPP, New York University, professor. School psychology; psychoeducational assessment, diagnosis, and treatment; depression; anxiety disorders; suicide prevention; forensics, including child custody, wrongful death effects, and disabilities; stress management; and psychology and public policy.

Iryna Kasi, Ph.D., Assistant Professor. Psychological and School neuropsychological assessment; culturally responsive and bilingual assessment, treatment and supervision; English Language Learners; school-based mental health services.

Scott Poland, Ed.D., Ball State University, professor. Professional experience has included leading national crisis teams and primary interests are suicide intervention, crisis intervention, youth violence, self-injury, school safety and delivery of psychological and counseling services in schools.

Nurit Sheinberg, Ed.D., Harvard University, assistant professor. Social-emotional development, challenging behaviors in young children, early intervention, autism educational interventions, parenting support, and school readiness

Sarah Valley-Gray, Psy.D., ABPP, Nova University, professor. Neuropsychological, psychological, and psychoeducational assessment; pediatric neuropsychological disorders; psychological services within the schools; infancy and child development (interaction with caregiver); issues of professional development including training and supervision.

Angela Waguespack, Ph.D., Louisiana State University, professor. Psychological, psychoeducational and functional behavior assessment; school-based consultation; service delivery models within schools; multi-tiered systems of supports, including prevention for at-risk populations, as well as academic, behavioral, and social skills intervention for children and adolescents.

Shannon Worton, Psy.D., Nova Southeastern University, assistant clinical professor. Training and education; promotion of self-care; suicide prevention; sexual orientation and gender diversity; psychological assessment.

II. Directed Study Overview

General Guidelines and Requirements

A scholarly paper, which is the product of the Directed Study, may be in one of several formats including:

- a) literature review with recommendations for practice;
- b) empirical study with practice implications;
- c) comprehensive case study;
- d) treatment/intervention manual; or
- e) some other format approved by the faculty advisor (e.g., designing a novel intervention or systemic problem-solution with a literature basis).

The Directed Study is an independent project conducted under the direction/supervision of a two-member faculty committee: the primary faculty advisor (chair of the committee); and a second faculty member who also serves as an advisor to the project (committee member). A prospectus form signed by the candidate and relevant faculty members must be filed with the Program Office for School Psychology by September 1st of the candidate's second year of academic study or the candidate's registration for Directed Study may be retracted. It is strongly recommended that the candidate consult closely with the faculty committee (particularly the chair) to develop and to adhere to a structured timeline for completion of this project.

The Directed Study document must be prepared in accordance with the most recently published APA style manual. A recommended time line is presented on the prospectus form as well as within this document below. The final Directed Study document is due in the program office no later than October 1st of the third year of study. The candidate must submit one hard copy of the document to each committee member. In the event that the two committee members do not agree on the final (pass/fail) grade, a third reader will be assigned by the Director of the School Psychology Program to assist in grade determination.

In order to complete the project by the due date, candidates are encouraged to begin discussing their areas of interest and potential topics with their faculty advisor the Fall Semester of the first year of study. To assist candidates in structuring and developing their projects and to assist faculty in the evaluation process, several resource documents have been identified by project type.

Types of Directed Studies

If the empirical study option is selected, a research report of publication quality is expected for the written product (see Bem, 1987 for guidelines on writing an empirical article). If the literature review option is chosen, it is expected that the review be comprehensive and include primary references and recommendations for practice (see Bem, 1995 and University of Washington, 2010 for guidelines on writing a review article). A comprehensive literature review is contrasted with reviews that only include a limited cross-section of the literature (e.g., highlighting 2-3 exemplary

studies) or that focus exclusively on secondary texts. For the case study option, the project is expected to be prepared as a publication-quality report and/or include a comprehensive literature review to support the conceptual components of the case. The structure recommended to authors at the *Clinical Case Study* journal's website may be used as a framework from which to conceptualize some important elements of a formal written case study. Candidates can also consult the Reitman and Paserri (2007) article as an example of a published case study. Candidates should also ask faculty committee members to identify other relevant resources by content area (e.g., a meta-analysis or systematic review published in the area of school psychology).

Resources

The librarians at the Alvin Sherman Library have created a plethora of resources to support school psychology doctoral students in the completion of their Directed study project. Information is provided regarding APA Style Central, an authoritative source to create and to format the paper, as well as to support the accurate citation of references in APA style. In addition, steps are described to support the candidate in conducting a systematic review of the literature. These extremely valuable resources may be accessed at:

<http://nova.campusguides.com/directedstudybootcamp>.

In addition, Saturday “boot camps” are provided during the winter semester that assists beginning students in narrowing down a topic and beginning their literature review. More advanced students are provided with information regarding structuring their paper, synthesizing their findings, and formatting their document. Students are provided hands-on support in the use of the APA Academic Writer (formerly APA Style Central) tool. In addition, librarians are available during the lunch hour one day per week, and individual appointments may be made in-person, online, or over the phone.

The NSU Writing and Communication Center provides professional and peer writing consultants to support students at any stage of the writing process. **Weekly Write-Ins:** Students can join the Writing and Communication Center on Monday evenings from 6:00pm–8:00pm in person (Alvin Sherman Library, room 430) or online (<https://www.gotomeet.me/nsuwcc>) for focused time to work on writing. This group is an accountability group and each session begins with check-ins and goal-setting. This is a group dedicated to accomplishing writing goals each week. One-on-one consultations: Graduate students are encouraged to schedule one-on-one 45-minute consultations with writing center staff (<https://nova.mywconline.com/>) in person or online. For additional information regarding hours and instructions regarding how to make an appointment, please visit the following website: <http://www.nova.edu/wcc/index.html> or call (954) 262-4644. Web-based writing support resources are available online via the following link: <http://nova.campusguides.com/sharkwrites-psyc>.

Empirical Study

Pyrzczak, F., & Randall, B. (2017). *Writing empirical research reports* (8th edition). Routledge.

Literature Review

Galvan, J. (2014). *Writing literature reviews: A guide for students of the social and behavioral sciences* (6th edition). Routledge.

Machi, L. A., & McEvoy, B. T. (2016). *The literature review: Six steps to success* (3rd edition). Corwin.

Case Study

Yin, R. K. (2013). *Case study research: Design and methods* (5th edition). Sage.

Books

American Psychological Association. (2020). *Publication manual of the American Psychological Association* (7th edition). American Psychological Association.

American Psychological Association. (2009). *Mastering APA style: Student's workbook and training guide* (6th edition). American Psychological Association.

Online Resources

Alvin Sherman Library APA Guide: <http://sherman.library.nova.edu/sites/apa/>

Download the *APA Style Guide for Electronic References* addendum, find information on formatting and style, or use the interactive “How do I cite...” feature to format reference list citations.

APA Style CENTRAL: access through <http://sherman.library.nova.edu/sites/apa>

Browse tutorials, manage research and references, or use paper templates to begin writing. Provides tools that check for formatting, style, and reference errors.

Purdue Online Writing Lab: <https://owl.english.purdue.edu/owl/section/2/10/>

Overviews, FAQs, style and reference samples for APA style.

Fischler College of Education – Dissertation Support Services:

<http://education.nova.edu/applied-research/writing-and-preparing-the-dissertation.html>

Access multiple guides on APA, formatting, plagiarism, writing, and editing.

APA Style Blog: <http://blog.apastyle.org/apastyle/>

Frequently updated blog that answers questions on APA style, formatting, and reference. Custom search function to find information.

III. Research Assistantship

To gain experience in research, Psy.D. candidates may choose to serve as an assistant to their advisors (or other mentors) in his or her program of research or other scholarly activities. During the first year of the apprenticeship, the candidate may spend his or her time engaging in a variety of activities that serve as the foundation for effective research (e.g., conducting reviews of literature, assisting in collecting data, and entering data into the computer). As their skills progress, however, candidates will begin to take more responsibility for their own scholarship and will become involved in planning, conducting, analyzing, presenting, and writing about research findings. This process will allow the candidates to progress from being assistants to becoming comfortable designing and conducting their own research as well as presenting it at conferences and in journals. Working closely with faculty members in this apprenticeship will make the candidates much better prepared to conduct their directed studies than the average school psychology candidate.

Area of Special Interest

Candidates are encouraged to develop an area of special interest and emerging expertise. This would be in an area of extensive study in which the candidate has a particular interest. A combination of practica, research, and elective coursework will support the development of a specialty area. The ideas for areas of specialization should be discussed with the research mentor and with other faculty as appropriate.

Candidates should begin exploring areas of special interest during their first semester in the program. While the Directed Study alone will not solidify a specialty area, it should support specialty development. Candidates will work with their mentors/chairs in developing their specialty areas.

For information regarding current Direct Study projects and faculty advisors, please refer to the list of the following page.

Seminars

Doctoral candidates are expected to attend seminars on topics of scholarly interest. Topics for seminars may include faculty or candidate research or grant activities, presentations by visiting faculty, presentations of possible Directed Study topics, discussions of research that are of interest to faculty and students, or other topics. First year candidates will be expected to attend the seminars and to participate in the discussions. Your participation will help you become an intelligent consumer of research by making you feel comfortable evaluating research and integrating new studies into your previous knowledge of an area. Please note that such discussions are collegial in nature; only gentle, constructive feedback is encouraged. Second and third year candidates will not only attend and participate but will also serve as presenters at some of the seminars.

PSY.D. IN SCHOOL PSYCHOLOGY PROFESSIONAL RESEARCH PROJECT/ DIRECTED STUDY		
Cohort	Research Project Title	Faculty Advisor
FALL 2011	<i>Bullying and Suicide: What is the Relationship?</i>	Poland
	<i>Fostering Academic Readiness: Using a Response to Intervention Model in Early Childhood</i>	Waguespack
	<i>Selection Criteria for Doctoral-Level Internships in School Psychology</i>	Caproni
	<i>Complex Childhood Trauma: Effects on Development & Evidence-Based Approaches to Treatment</i>	Cash
	<i>Haitian Students in American Schools: A Literature Review</i>	Waguespack
	<i>Art-Making as a Communicative and Therapeutic Tool: The Importance of Art in Mental Health Care</i>	Caproni
	<i>From Adolescent Self-Injury to Self-Compassion</i>	Caproni
	<i>Responding to Death in the School Community</i>	Poland
	<i>The Impact of School Reentry on the Post-Traumatic Growth of Children Who Have Sustained A Traumatic Brain Injury</i>	Valley-Gray
	<i>The Training and Perceived Professional Competence of Florida School Psychologists in Working with Students who have Sustained a Traumatic Brain Injury: An Exploratory Survey</i>	Valley-Gray
FALL 2012	<i>Treatment Integrity of Literacy-Based Out of School Time Interventions: A Systematic Review of the Literature</i>	Waguespack
	<i>Grieving Children and the Role of the School Psychologist</i>	Poland
	<i>School Response to and Prevention of Non-Suicidal Self-Injury</i>	Poland
	<i>Mindfulness in Schools: Effects on Student Outcomes</i>	Cash
	<i>The Neurobiological Impact of Trauma on the Developing Brain: Implications for School Psychological Practice</i>	Waguespack
	<i>Childhood Exposure to Domestic Violence and its Contribution to the Development of Behavior Disorders</i>	Caproni
	<i>Pediatric Autoimmune Neuropsychiatric Disorders Associated with Streptococcus (PANDAS): What School Psychologists Should Know</i>	Valley-Gray

Cohort	Research Project Title	Faculty Advisor
FALL 2013	<i>Reunification after Rehabilitation: Effective Parenting Interventions for Drug Addicted Parents after Rehabilitation</i>	Caproni
	<i>The Kindergarten Transition: Strategies Utilized and Perceptions Regarding the Transition to Formal Schooling</i>	Waguespack
	<i>Literacy Assessment Measures Utilized in Out-of-School Time Programs: A Systematic Literature Review</i>	Waguespack
	<i>Promoting Resilience and Implementing School-Based Interventions for Hispanic Children and Adolescents</i>	Poland
FALL 2014	<i>The Role of the Home Literacy Environment in Relation to Parent Engagement in Literacy Activities</i>	Waguespack
	<i>Implementing Individual and Group Educational Sessions for Parents of Children with Autism and Related Disabilities: Effects on Parental Self-Efficacy and Implementation of the Picture Exchange Communication System (PECS)</i>	Jones
	<i>The Development and Assessment of Behavioral Self-Regulation in Young Children: A Literature Review</i>	Waguespack
	<i>How Positive Psychology is Changing Education</i>	Caproni
	<i>Locus of Control and Related Variables and their Impact on Resiliency</i>	Caproni
	<i>An Evaluation of the Efficacy of School-Based Suicide Prevention Programs</i>	Cash
FALL 2015	<i>Positive Effects of School Connectedness</i>	Cash
	<i>Generalized Anxiety Disorder in Adolescent Females: Recommendations for Mental Health Professionals in Schools</i>	Cash
	<i>Animal-Assisted Interventions as an Adjunctive Therapy for Children with Autism</i>	Cash
	<i>Postsecondary Transition Planning: A Special Review for Students with Autism Spectrum Disorder (ASD)</i>	Caproni
	<i>Home Literacy Practices and Attitudes Towards Reading Within the Hispanic Community</i>	Waguespack
	<i>The Imposter Phenomenon: A Literature Review</i>	Valley-Gray

Cohort	Research Project Title	Faculty Advisor
FALL 2016	<i>Music Therapy for Children Diagnosed with Autism Spectrum Disorder</i>	Valley-Gray
	<i>Developing an Advocacy Training Model for School Psychology Trainees</i>	Valley-Gray
	<i>Native American Patient Treatment Practices</i>	Caproni
	<i>Exploring the Protective Potential of Social Media for Students Identifying as LGBT</i>	Caproni
	<i>Emotion Regulation Mediates the Association Between Childhood Maltreatment and Later Onset Eating Disorders: The School Psychologist's Role in Prevention and Intervention</i>	Cash
	<i>Suicide Clusters and How to Prevent Them at Your School</i>	Poland
FALL 2017	<i>Postsecondary Transition Planning: A Review for Students with Emotional Behavioral Disorders (EBD)</i>	Caproni
	<i>Best Practices in the Treatment of Children and Adolescents who Demonstrate Characteristics of Borderline Personality Disorder (BPD)</i>	Caproni
	<i>The Socio-Economic Status Achievement Gap</i>	Waguespack
	<i>Perceived Stigmatization of Emotional Disorders between American Culture and Chinese Culture</i>	Cash
	<i>The Differences in Children and Adults with Schizophrenia</i>	Valley-Gray

Cohort	Research Project Title	Faculty Advisor
FALL 2018	<i>The Correlation Between Self-Worth and Adolescent Female's Views on Sexual Intercourse</i>	Caproni
	<i>Childhood Cancer: Facilitating Appropriate Educational Supports and Services During the School Reintegration Process</i>	Valley-Gray
	<i>Utilizing the Collective Impact Model to Address Educational Reform</i>	Waguespack
	<i>Shooters Who Attacked Their Own School: Lessons and Prevention</i>	Poland
	<i>The Impact of Culturally Relevant Texts on Reading Achievement in Urban Schools: A Literature Review</i>	Waguespack
	<i>Florida School Toolkit for Educators to Prevent Suicide</i>	Poland
	<i>Community Violence: How Does It Impact the Mental Health and Well-Being of Black Males?</i>	Caproni
	<i>Return-to-Learn Considerations Following a Concussion</i>	Valley-Gray
	<i>Legislative Advocacy in Psychology</i>	Valley-Gray
	<i>Bullying in Schools: Support for Mindfulness-Based Interventions</i>	Caproni
FALL 2019	<i>Academic and Social/Emotional Supports for College Students with ADHD and LDs</i>	Caproni
	<i>Different school re-integration procedures for different disabilities & looking to see if there's commonalities</i>	Valley-Gray
	<i>Early onset Bipolar Disorder/Bipolar disorder in children/adolescents</i>	Valley-Gray
	<i>Supporting School-Aged Grieving Students</i>	Poland
	<i>The effectiveness of Integrative mental health as a support for Hispanic/immigrant families</i>	Waguespack

IV. Timeline

FIRST YEAR OF STUDY	
Fall Semester	PSY 8190 Practicum in School Psychology: Foundations I <ul style="list-style-type: none"> ▪ Candidates complete CITI certification
	December 1: Meet with one of more faculty members to discuss area(s) of mutual interest.
Winter Semester	PSY 8140 Intermediate Statistics
	February 28: Select a faculty member to be on the Directed Study committee and present the <i>Prospectus for the Directed Study</i> form to the Director of the School Psychology Program who will make final determination regarding composition and role of the committee members.
	March 1 – April 30: Schedule a meeting with the library support staff.
Summer Semester	May 1 – August 1: Meet on a monthly basis (at minimum) with committee chair to discuss progress on the project and choose second reader (committee member). Submit paper or poster presentation to the Florida Association of School Psychologists (FASP) or the National Association of School Psychologists (NASP).

SECOND YEAR OF STUDY	
Fall Semester	PSY 8145 Issues & Techniques in Research Design and Program Evaluation
	September 1: Finalize topic.
	October 1: Create a detailed outline summarizing the literature on your topic. Formal meeting with chair and second reader.
	December 1: Research and analyze a minimum of 35 articles.
Winter Semester	<p>January 1– Meet regularly with chair and second reader based upon a mutual May 31: agreement and degree of progress.</p> <p>Attend “Boot Camp” sessions.</p>
THIRD OR FOURTH YEAR OF STUDY (Prior to applying for Doctoral Internship)	
Fall Semester	September 1: Draft of the Directed Study must be submitted to the chair of the Directed Study Committee.
	October 1: Revised version of the Directed Study must be submitted to both the chair as well as the second reader. Both faculty members must communicate to ensure that the candidate is meeting the project requirements consistent with the appropriate rubric.
	November 1: Final version of the Directed Study document must be submitted to both the chair as well as the second reader. Document must be submitted to the Canvas Directed Study course under the program director, as well as to http://turnitin.com .
	December 1: Both the chair and the second reader must evaluate the Directed Study using the appropriate rubric. The chair must review both rubrics and communicate collaboratively to the candidate regarding the final score. A copy of the final project, as well as copies of each of the completed rubrics, must be submitted by the chair to the program office.

Failure of the candidate to meet the deadlines above may results in delaying the internship match process to the following academic year.

V. Conducting the Directed Study Research

Getting Started

The total Directed Study process takes approximately two years to complete from the initial exploration of an idea to the successful completion of the project. The following are guidelines that are intended to assist candidates in the planning and completion of their Directed Study:

1. The first step is to begin talking to professors and upper-level candidates regarding possible Directed Study topics. Investigate the research interests of each professor as described above to assist in the generation of ideas. Papers and presentations for courses, as well as practicum experiences, can provide opportunities to explore different areas of interest. In many cases, the Directed Study is an opportunity to develop an area of expertise, which can provide direction for internship or applied experiences.
2. Before committing to a Directed Study topic, candidates should select a faculty member to chair the Directed Study committee. (See *The Directed Study Committee* on page 1 for guidelines)
3. After the Directed Study committee is formed, the candidate will schedule regular meetings with his or her chair and second reader.

Writing the Directed Study

All candidates must complete CITI training (See <http://www.nova.edu/irb/training.html> for guidelines regarding how to complete CITI training). If conducting an empirical study, this must be done prior to submitting the proposal study to the Institutional Research Board for approval. See <http://www.nova.edu/irb/manual/forms.html> for IRB guidelines. The candidate should allow sufficient time for IRB approval before beginning the research.

Following a successful IRB approval, if applicable, the candidate may begin the research. The candidate must write in the style specified by the American Psychological Association (APA) as described in the most current edition of the *Publication Manual of the American Psychological Association*. The candidate should adhere to the following guidelines when typing the Directed Study:

Prisma Model

To support candidates completing a comprehensive literature review, please refer to the following video:

<https://sharkmedia.nova.edu/media/prisma+as+a+pathway+to+a+psyd+october+2nd+2019%2c+12a05a53+pm/1wrh1b64f>.

Moreover, a checklist, flow chart, and a number of supporting materials are available at (www.prisma-statement.org).

Sections of the Directed Study

1. *Title Page*

The title of the Directed Study should describe the study and contain the appropriate key words. It is recommended that the length of the title should not exceed 12 words.

2. *Approval Page*

3. *Acknowledgements*

This section should note anyone who has contributed to the formulation and conduct of the Directed Study, including faculty members and other students. This section is not required.

4. *Table of Contents*

This section should be used to list, in order, the titles of the sections within the document.

5. *Abstract*

Abstracts should summarize the problem, method, results, and conclusions. The length of an abstract is between 150 to 250 words.

6. *Directed Study Text*

7. *List of Tables*

If tables are used, these are to be placed at the appropriate point in the text within the body of the Directed Study (not at the end). Number all tables with Arabic numerals sequentially. Each table must have a clear and concise title. When appropriate, you may use the title to explain an abbreviation parenthetically. Keep headings clear and brief. Short tables may appear on a page with some text. Each long table and each figure are to be placed on a separate page immediately following the first reference to them. Large tables should be typed on larger paper and reduced to the proper size by photocopying. If you are interested in publishing your paper, please refer to the journal's guidelines regarding placement and formatting of tables.

8. *List of Figures*

If figures are used, these should be placed at the appropriate point in the text within the body of the Directed Study (not at the end). Possible figures include graphs, scatter plots, charts, drawings, and photographs. An appropriate title and caption should be provided for each figure. Figure captions are typed below the figure, or in some cases, on the preceding or facing page (it is preferable to have captions on the same page). Captions serve as a brief, but complete, explanation and serves as the title. If you are interested in publishing your paper, please refer to the journal's guidelines about placement and formatting of figures.

9. *References*

All lines after the first line of each entry in your reference list should be indented one-half inch from the left margin. Reference list entries should be alphabetized by the last name of the first author for each citation. For multiple articles by the same author, or authors listed in the same order, list the entries in chronological order, from earliest to most recent.

10. *Appendices*

Although space generally limits the use of appendices in journal articles, the need for complete documentation often dictates their inclusion in a Directed Study. The following materials are appropriate for appendices: verbatim instructions to subjects, consent forms, and instruments, scales, or questionnaires developed for the study (not previously published ones). Other materials may be included as necessary to explain the study and to permit independent replications. If possible, merge word-processed files for these documents into the Directed Study; if original materials are used, page numbers must be typed onto them.

General Format of the Directed Study

1. *Margins*

Paper should be typed on standard-sized paper (8½" x 11") with 1" margins on all sides.

2. *Fonts*

Do not use script or other unusual font types; these do not reproduce properly. Use Times New Roman, 12-point font. Use italics instead of underlining for book titles, etc. Use bolding for all headings. No corrections are permitted on the printed pages. Any pages requiring corrections must be retyped and reprinted. The final appearance must be clean and professional.

3. *Spacing and Justification*

According to the *APA Publication Manual* guidelines, double-spacing is required throughout the final document. Use one space after commas, colons, semicolons, periods that separate parts of a reference list citation, and periods that separate initials of a personal name (e.g., S. S. Freud). Use two spaces after periods, or other punctuation, at the end of a sentence. Single-spacing can be used for table titles and headings, figure captions, references (double-spacing is required between references), footnotes, and long quotations.

4. *Title*

The title should summarize the paper's main idea. It should be centered, positioned in the upper half of the page, and typed in 12-point Times New Roman font. It should not be typed in bold font, underlined, or italicized. The length of the title should not exceed 12 words.

5. *Pagination*

Two sets of page numbers are to be used in the Directed Study. The preliminary pages (from the title page up to the body of the study) should be numbered with lower case Roman numerals (as is common in books). The second set of numbers begins with the first page of Chapter I and continues throughout the study, references, and appendices. These numbers are Arabic. Every page of the document must be assigned a number, even though that number may be suppressed on some pages. In the set of Roman numerals, the title page is assigned a number, but the numeral does not appear. Thereafter, each preliminary page must show Roman numerals centered at the bottom of the page. In the set of Arabic numerals, no number appears on the Abstract, but each subsequent numeral is printed on all following pages in the upper right corner.

6. Headings

There are five levels of headings. A sample is provided below:

Level of Heading	Format (Demonstration Provided in Table)
1	Centered, Bold, Title Case (Upper and Lowercase)
2	Flush Left, Bold, Title Case Heading
3	<i>Flush Left, Boldface Italic, Title Case Heading</i>
4	Indented, Boldface Title Case Heading Ending With a Period.
5	<i>Indented, Boldface Italic, Title Case Heading Ending With a Period.</i>

7. Quotations

If you are directly quoting from a source, you must include the author, year of publication, and the page number for the reference (preceded by "p.").

Example:

According to Jones (2017), "Students often reported having less difficulty using APA style after practicing" (p.199).

Place direct quotes that are less than 40 words in quotation marks. Place direct quotations that are 40 words or longer in a free-standing block of typewritten lines, and omit quotation marks. Start the quotation on a new line, indented ½-inch from the left margin (i.e., in the same place you would begin a new paragraph). Type the entire quotation on the new margin, and indent the first line of any subsequent paragraph within the quotation ½-inch from the new margin. Maintain double-spacing throughout. A parenthetical citation should occur after the closing punctuation mark.

Example:

Jones and colleagues (1998) found the following:

Students often had difficulty using APA style, particularly when it was their first time citing sources. This difficulty could be attributed to the fact that many students failed to purchase a style manual or to ask their teacher for help (p. 199).

8. Footnotes

Footnotes to the text are typed at the bottom of the page on which they are referenced; footnotes should be used sparingly, if at all (see *APA Publication Manual*).

VI. Completion of the Directed Study

It is advisable that the candidate maintains frequent contact with the committee chairperson and with committee members throughout the completion of the Directed Study. This will allow for ongoing feedback. The completed document must be submitted to the second reader by August 1st of the second year of study. The final document will be due on September 1st at the beginning of the third year of study. The Directed Study will receive a pass/fail grade based on the following rubric criteria:

STUDENT: _____ NSU #: _____

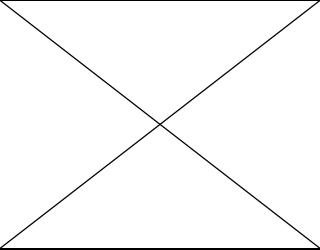
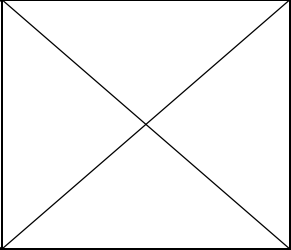
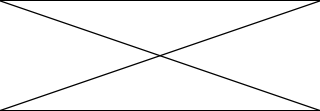
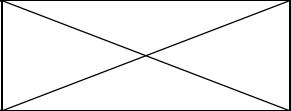
FACULTY ADVISOR: _____ DATE: _____

SCHOOL PSYCHOLOGY DIRECTED STUDY (LITERATURE REVIEW) RUBRIC (22 points)				
Rating (0-4)				
	4	3	2	0-1
Literature Base			The literature review is appropriate and includes no fewer than 35 articles given the context of the review.	The literature review is lacking in significant ways.
Written Structure – Organization			Document is structured in a skillful manner to facilitate accessibility. The heading/ subheading structure provides a sound roadmap.	Document structure is sound but does not feature optimal use of headings, etc.
Methodology			Parameters for review (e.g., types of works included, year range, etc.) are clearly articulated and contextually grounded.	Parameters for review are not clearly articulated or not addressed.
Conceptual grounding	The review is tightly organized according to a relevant conceptual framework (e.g., theoretical models, research paradigms, etc.).	The review is loosely organized according to a relevant conceptual framework (e.g., theoretical models, research paradigms, etc.).	A relevant conceptual framework is not adequately described and/or justified.	There is no explicit conceptual grounding.
Integration	Studies reviewed are critically appraised and integrated along multiple dimensions (e.g., participant populations, methodological shortcomings, etc.).	Studies reviewed are critically appraised in an appropriate manner – but true integration across studies is lacking.	Some elements of critical appraisal and integration are lacking.	Critical appraisal is absent altogether or lacking in multiple significant ways.
Conclusions	The review culminates in a series of conclusions and future directions that advance the field of inquiry.	Conclusions are adequate, but not strong or compelling in terms of relevance to the field.	Conclusions are not adequate in terms of placing the review in a proper theoretical context.	Conclusion is absent altogether or lacking in multiple significant ways.
APA Format			All needed citations are included in the report. End-of- text references match the in-text citations, and all were encoded in APA format. Font, spacing, and APA format are correct.	Citations within the body of the report and a corresponding reference list were presented. Some formatting problems such as font, spacing, and APA format exist.
Written Language Usage			Document is well-written with minimal grammar and spelling errors.	Documents evidenced significant grammar and spelling errors.
TOTAL POINTS				
<p>ACHIEVED PERCENTAGE = Total Points/22 x 100 = _____ %.</p> <p>Minimum level of achievement (MLA) is 80%.</p>				

STUDENT: _____ NSU #: _____

FACULTY ADVISOR: _____ DATE: _____

SCHOOL PSYCHOLOGY DIRECTED STUDY (EMPIRICAL) RUBRIC (34 points)				
Rating (0-4)				
	4	3	2	0-1
Literature review	The information presented was gathered using multiple recent, research-based sources with strong rationale and excellent correspondence to the research questions.	The information presented was gathered using multiple recent sources. Research-based sources are limited but adequate. Good rationale and correspondence to research questions.	The information presented was gathered using a limited number of sources. Lacks adequate depth, rationale, and correspondence with research questions.	The information presented was gathered using a small number of non-peer reviewed articles. Poor depth, poor rationale if included, poor correspondence of literature with research questions.
Written Structure – Organization	X	X	Document is structured in a skillful manner to facilitate accessibility. The heading/ subheading structure provides a sound roadmap.	Document structure is sound but does not feature optimal use of headings, etc.
Use of Principal / Primary Readings	Used numerous principal readings in the topic area in an accurate and appropriate fashion.	Used more than 5 principal readings in the topic area, appropriately.	Used 5 or fewer principal readings or inappropriately used principal readings in topic area.	Did not use or inappropriately used principal readings.
Research Question(s)	Formation of question or questions are based on theory and previous research. The topic is highly significant in terms of relevance to the field. Questions are focused, clear, specific, and feasible.	Questions are based on theory and previous research, but support could be better. The topic is significant. The questions could be more focused, specific, or clear, but are adequate.	The questions are not adequate based on prior research. The significance to the field is questionable. The questions lack focus, specificity, and clarity.	The questions are not based of prior research, with poor support in general. Significance to the field is not apparent. The questions may not be worded in an appropriate research form.
Methodology	The scope of the project is commensurate with a research consumer focus. The design is methodologically sound, validity is clear, and data analysis is sophisticated and appropriate.	The design is basically sound with minor weaknesses. Data analysis is appropriate, but may lack sophistication.	The design has basic weaknesses and/or the data analysis is weak. Internal or external validity is weak.	The design is weak and / or the statistical analysis is inappropriate or inaccurate.
Presentation of Results	Data analysis section is written clearly and accurately, with appropriate interpretation. Tables indicating statistical findings are presented accurately and as needed.	Data analysis section is accurately written, but may lack specific or interpretation. Tables are accurately presented to support narrative.	Data analysis section is written; however, errors in interpretation are noted. No tables are presented to support narrative.	Data analysis section lacks accuracy and/or is poorly written.

	4	3	2	0-1
Discussion	The discussion consists of an excellent summary, with integration of appropriate contextual literature, and clearly states what needs to be further explored. Limitations of the study (e.g., methodology) are clearly identified and discussed in the context of the paper. The candidate was able to make succinct and precise conclusions.	The discussion provides concluding remarks that show a critical analysis and synthesis of ideas took place. The conclusions are not all strongly supported by the results, or may not be a strong integration with the contextual literature, but are adequate. Limitations of the study (e.g., methodology) are mentioned, but the discussion of same lacks depth.	The discussion provides weak concluding remarks that do not help to contextualize the findings with other literature. The conclusions are not supported in the body of the paper. The candidate hints at possible limitations of the study, but does not acknowledge these directly.	The discussion reflects no attempt, or poor attempt, to make conclusions based on the findings. Limitations of the study are not identified or are minimized with no clear justification.
Innovations	The project is reflective of highly innovative or novel theoretical ideas and/or methodological approaches.	The project is reflective of innovative or novel theoretical ideas and/or methodological approaches.	Innovation or novelty is questionable with regard to theoretical ideas and/or methodological approaches.	Innovation or novelty is not apparent in the project.
APA Format			All needed citations are included in the report. End-of- text references match the in-text citations, and all were encoded in APA format. Font, spacing, and APA format are correct.	Citations within the body of the report and a corresponding reference list were presented. Some formatting problems such as font, spacing, and APA format exist.
Written Language Usage			Document is well-written with minimal grammar and spelling errors.	Documents evidenced significant grammar and spelling errors.
TOTAL POINTS				

ACHIEVED PERCENTAGE = Total Points/34 x 100 = _____ %.
Minimum level of achievement (MLA) is 80%.

STUDENT: _____ NSU #: _____

FACULTY ADVISOR: _____ DATE: _____

SCHOOL PSYCHOLOGY DIRECTED STUDY (CASE STUDY) RUBRIC (38 points)				
Rating (0-4)				
	4	3	2	0-1
Case Study Format	The rationale for the case example(s), assessments, and outcome measures, is clearly presented. The paper uses methods for assessing treatment outcomes that are appropriate for the case and conceptual framework.	A rationale for the case example(s), assessments, and outcome measures, is presented but is not a clear as would be optimal. The paper uses methods for assessing treatment outcomes, but other measures may be more appropriate for the case.	The rationale for the case example(s), assessments, and outcome measures is not appropriate or of limited value. The paper uses methods for assessing treatment outcomes that are not appropriate, or this aspect is lacking in methodological rigor.	A rationale for the case example(s), assessments, and outcome measures is not evident. The paper does not attempt to present any assessment of treatment outcomes that are appropriate for the case.
Written Structure – Organization	X	X	Document is structured in a skillful manner to facilitate accessibility. The heading/ subheading structure provides a sound roadmap.	Document structure is sound but does not feature optimal use of headings, etc.
Literature review	The information presented was gathered using multiple, recent, research-based sources.	The information presented was gathered using multiple recent sources.	The information presented was gathered using a limited, number of sources.	The information presented was gathered using non-peer reviewed articles from three or less sources.
Use of Principal / Primary Readings	Accurately and appropriately used multiple principal readings in the topic area.	Used at least two principal readings in the topic area, appropriately.	Used 2 or fewer principal readings or inappropriately used principal readings in topic area.	Did not use or used inappropriately principal readings.
Synthesis	The case study concludes with a strong summary or closing statement and clearly states what needs to be further explored. The candidate was able to make succinct and precise conclusions based on the study and articles reviewed. Research questions and hypotheses should be included if appropriate.	The case study provides concluding remarks that show that a critical analysis and synthesis of ideas took place. While some of the conclusions were not supported in the body of the report, the research questions and hypotheses were stated.	The case study provides weak remarks that mostly repeat the conclusions reached by the studies reviewed. The candidate presents conclusions not supported in the body of the report. Research questions and hypotheses could be stated in connection to the research problem but are not appropriately supported by the reviewed literature.	There is no attempt to synthesize the information or to make a conclusion based on the case study and literature under review. No research questions, hypotheses, or underlying thesis were evident.
Research Questions	Formation of question or questions are based on theory and previous research and stated in the form of a question or questions; questions are focused, clear, specific, and feasible.	Questions are based on theory and previous research; the questions are focused but not clear and not feasible.	Questions are based on prior research but are not clear.	Questions are not based on prior research and are not feasible.
Conceptual grounding	The review is tightly organized according to a relevant conceptual framework (e.g., theoretical models, research paradigms, etc.).	The review is more loosely organized according to a relevant conceptual framework (e.g., theoretical models, research paradigms, etc.).	A relevant conceptual framework is not adequately described and/or justified.	There is no explicit conceptual grounding.

	4	3	2	0-1
Integrative	Studies reviewed are critically appraised and integrated along multiple dimensions (e.g., participant populations, methodological shortcomings, etc.).	Studies reviewed are critically appraised in an appropriate manner – but true integration across studies is lacking.	Elements of critical appraisal are lacking.	Critical appraisal is absent altogether or lacking in multiple significant ways.
Methodology	The scope of the project is commensurate with a research consumer focus. The design is methodologically broad and data analysis sophisticated and appropriate. Conclusions are sound.	The design is basically sound and data analysis appropriate. Conclusions are sound.	The design has basic weaknesses and / or the data analysis is weak and / or internal or external validity is weak. Conclusions may be weak.	The design is weak and / or the statistical analysis is inappropriate or inaccurate. Conclusions are not sound.
APA Format	X	X	All needed citations are included in the report. End-of- text references match the in-text citations, and all were encoded in APA format. Font, spacing, and APA format are correct.	Citations within the body of the report and a corresponding reference list were presented. Some formatting problems such as font, spacing, and APA format exist.
Written Language Usage	X	X	Document is well-written with minimal grammar and spelling errors.	Documents evidenced significant grammar and spelling errors.
TOTAL POINTS				

ACHIEVED PERCENTAGE = Total Points/38 x 100 = _____ %.
Minimum level of achievement (MLA) is 80%.

VII. Directed Study Forms

The following pages contain forms to be used in the Directed Study:

DIRECTED STUDY PROSPECTUS

Candidate **MUST** present this completed form to the School Psychology Program Office by February 28th.

NAME: _____ **NSU ID#:** _____

NAME OF FACULTY MENTOR: _____

Title: _____

Description: _____

Please indicate project type (by placing a check next to relevant type):

_____ Literature review _____ Case study _____ Empirical study

_____ Other (please describe): _____

Note: If you will be the principal investigator of a study involving the participation of human subjects, you must secure IRB approval prior to beginning your study. Check below as needed. See <http://www.nova.edu/irb/training.html> for guidelines regarding how to complete CITI training and <http://www.nova.edu/irb/manual/forms.html> for IRB guidelines.

_____ I will be the principal investigator of a study involving human subjects and acknowledge that I am responsible for securing IRB approval by signing below.

SIGNATURE

DATE

ACKNOWLEDGEMENT OF DIRECTED STUDY SPECIFICATIONS

NAME: _____ NSU ID#: _____

Below is a time-line that can be modified by the faculty chair, i.e., the faculty chair can require that drafts and/or the final document be submitted earlier.

Task	Due date	Faculty approved due date (if different)
Prospectus form completion	February 28th first year	
General outline submitted	October 1 st second year	
Document submitted to first reader and submit in Canvas	September 1 st third year	
Final document due	December 1st in third or fourth year (prior to applying for doctoral internship)	

Please sign below indicating your acknowledgement of the specifications set forth in this prospectus.

Candidate (print)	Signature	Date
-------------------	-----------	------

Committee chair (print)	Signature	Date
-------------------------	-----------	------

Second Reader (print)	Signature	Date
-----------------------	-----------	------

RESEARCH COMPLETION FORM

An abstract of the Directed Study must be attached to this form. A complete copy of the Directed Study is also required.

Candidate Name: _____
(Please print)

has completed: Psy.D. Directed Study _____ Date of Final Approval: _____

Research Chair (Please print)

Signature

Second Reader (Please print)

Signature

Please print title of Directed Study below:

Dissemination of Research Competency: Please list all peer reviewed publications or professional publications where the candidate served as first author.

1. _____

2. _____

3. _____

4. _____

**Return this form with a final copy of the Directed Study in shared drive
in order to receive a final grade.**

VIII. Appendix A: Sample Directed Study

The following pages contain a Sample Directed Study demonstrating format to be used:

Sample Directed Study

Jane Trainee

Nova Southeastern University

Sample Abstract

The abstract is a brief summary of the paper, allowing readers to quickly review the main points and purpose of the paper. Abstracts should adequately summarize the problem, methods, results, and conclusions. Abbreviations and acronyms used in the paper should be defined in the abstract. Do not indent the first line of the abstract paragraph. All other paragraphs in the paper should be indented. The length for an abstract is between 150 to 250 words.

Sample Directed Study

The following sample paper demonstrates how to properly head each section of a Directed Study. Note that there are five levels of headings. This section would be considered the introduction.

Statement of the Problem (Level 1)

The level one heading of the Directed Study should be centered, bold, and title case (upper and lowercase letters).

Attitude Change (Level 2)

The level two heading of the Directed Study should be flush left and title case.

Theory and laboratory research (Level 3). A level three heading should be indented, bold, sentence case (the first word is capitalized), and ending in a period.

Early work (Level 4). A level four heading should be indented, bold, italicized, sentence case, and ending in a period.

Current research (Level 5). A level five heading should be indented, italicized, sentence case, and ending in a period. The following page provides examples properly cited references.

Sample References

- American Psychological Association. (2020). *Publication manual of the American Psychological Association* (7th ed.). Washington, DC: American Psychological Association.
- American Psychological Association. (2009). *Mastering APA style: Student's workbook and training guide* (6th ed.). Washington, DC: American Psychological Association.
- American Psychiatric Association. (2013). *Diagnostic and statistical manual of mental disorders* (5th ed.). Arlington, VA: American Psychiatric Publishing.
- Angeli, E., Wagner, J., Lawrick, E., Moore, K., Anderson, M., Soderlund, L., & Brizee, A. (2010, May 5). *General format*. Retrieved from <http://owl.english.purdue.edu/owl/resource/560/01/>

IX. Appendix B: Evaluation of Literature Review Presentation

The following pages contain the rubric to be using for the literature review presentation if the candidate does not present as first author at one of the approved conferences listed in the section of this handbook entitled “Dissemination of Research Competency.”

EVALUATION OF LITERATURE REVIEW PRESENTATION

Presenter: _____ Evaluator: _____

Evaluator's signature: _____ Date: _____
(including degree)

Directions: Indicate/circle the choice that best represents your opinion for the following items:

	4 points	3 points	2 points	1 point	0 points
1. Critical evaluation of the research	Excellent	Quite good	Good	Fair	Poor
2. Presented clearly the evidence base for the presentation	Strongly agree	Agree	Neutral	Disagree	Strongly disagree
3. Summarized and synthesized the research results clearly	Strongly agree	Agree	Neutral	Disagree	Strongly disagree
4. Discussed the implications of the research for healthcare provider psychology practice effectively	Strongly agree	Agree	Neutral	Disagree	Strongly disagree
5. Clearly indicated directions for future research	Stimulated lively discussion among virtually all participants	Stimulated questions and/or discussion from most participants	Stimulated questions and/or discussion, but only from a few participants	Stimulated only limited questioning or discussion	Stimulated virtually no questions or discussion
6. Discussed individual and cultural diversity issues effectively	Strongly agree	Agree	Neutral	Disagree	Strongly disagree
7. Presentation was clear and well-organized	Strongly agree	Agree	Neutral	Disagree	Strongly disagree
8. Presenter stimulated interest in the subject	Strongly agree	Agree	Neutral	Disagree	Strongly disagree
9. Ability to engage participants	Strongly agree	Agree	Neutral	Disagree	Strongly disagree
10. Overall quality of presenter was excellent	Strongly agree	Agree	Neutral	Disagree	Strongly disagree

Total Points: _____

Percentage (Total/40 x 100): _____

Comments: _____

NOTES

NOTES